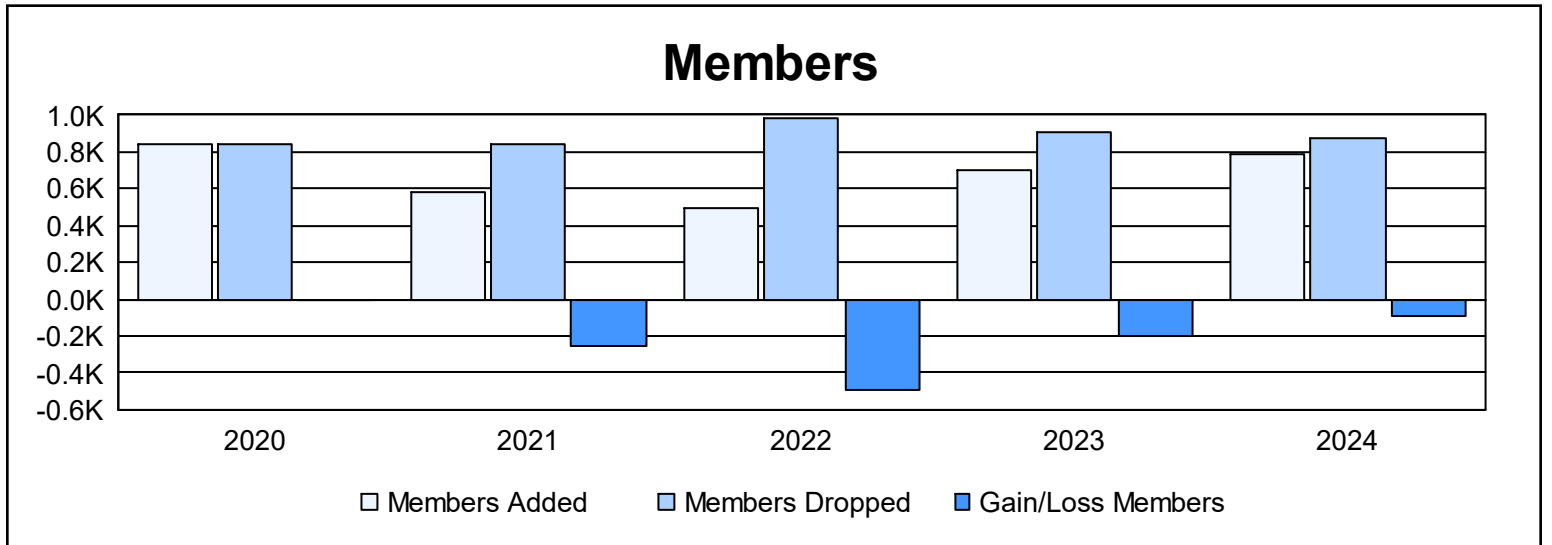
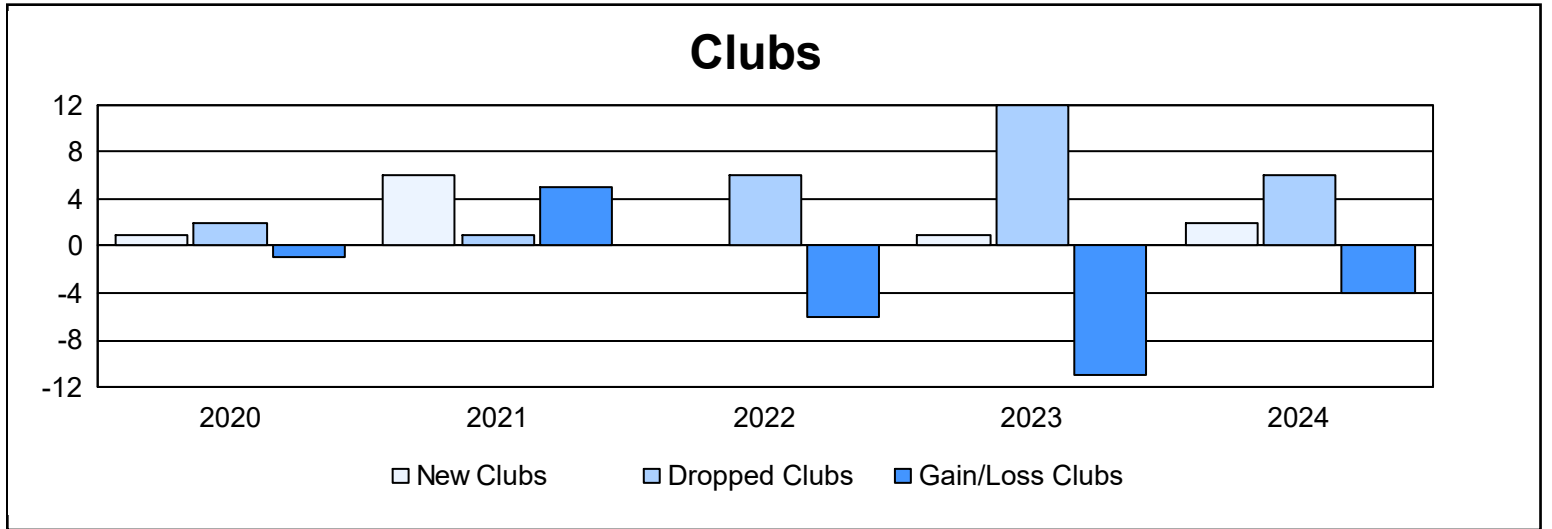
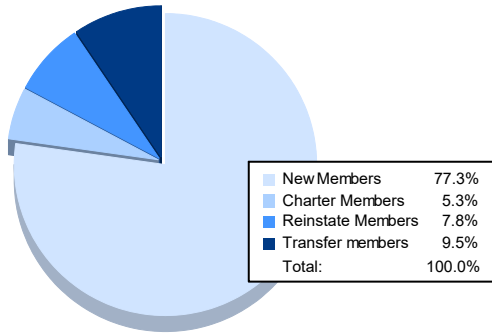


| Year | New Clubs | Dropped Clubs | Gain/ Loss Clubs | New Members | Charter Members | Reinstate Members | Transfer Members | Total Member Added | Total Members Dropped | Gain/ Loss Members |
|----------------|-----------|---------------|------------------|-------------|-----------------|-------------------|------------------|--------------------|-----------------------|--------------------|
| 2019-2020 | 1 | 2 | -1 | 716 | 24 | 41 | 56 | 837 | 843 | -6 |
| 2020-2021 | 6 | 1 | 5 | 295 | 159 | 66 | 63 | 583 | 842 | -259 |
| 2021-2022 | 0 | 6 | -6 | 400 | 3 | 43 | 44 | 490 | 978 | -488 |
| 2022-2023 | 1 | 12 | -11 | 583 | 21 | 70 | 30 | 704 | 909 | -205 |
| 2023-2024 | 2 | 6 | -4 | 611 | 42 | 62 | 75 | 790 | 878 | -88 |
| Average | 2 | 5 | -3 | 521 | 50 | 56 | 54 | 681 | 890 | -209 |



Membership Composition June 2024 Cumulative



Gender Composition June 2024 Cumulative

